



ESTATE "S" COLLECTION

Carmel with No Antique

BLENDS BLENDS ARE COMPOSED OF INDIVIDUAL COLORS AND MUST BE BLENDED DURING LOADING AND INSTALLATION.

Showcased on the rooflines of some of the finest homes, the Estate "S" Collection complements Mediterranean architecture with a vibrant array of tropical and earth tones.



Autumn S-CARM-AA-Y-SM-15
S-CDTN-AA-Y-SM-15
S-DSTN-AA-Y-SM-15



Bayside S-CACL-AA-Y-SM-15
S-TANN-AA-Y-SM-15
S-SPCL-AA-Y-SM-15



Cobble Stone S-CDTN-AA-Y-SM-15
S-TANN-AA-Y-SM-15
S-DSTN-AA-Y-SM-15



Harvest S-COPR-AA-Y-SM-15
S-CACL-AA-Y-SM-15
S-CARM-AA-Y-SM-15



Largo S-DCTA-BU-Y-SM-15
S-LTBR-BU-Y-SM-15
S-DSTN-AT-Y-SM-15



Monterey S-CARM-NN-Y-SM-15
S-TERA-NN-Y-SM-15
S-CACL-NN-Y-SM-15



Osceola S-CACL-AA-Y-SM-15
S-CARM-AA-Y-SM-15
S-TANN-AA-Y-SM-15































Sienna S-CARM-AA-Y-SM-15
S-CDTN-AA-Y-SM-15
S-TANN-AA-Y-SM-15

DON'T SEE A COLOR YOU LIKE?
Custom Colors are available. See page 18 for more information.

STANDARD COLORS

CATEGORY 1

				
Canyon Clay Black Antique S-CACL-AA-Y-SM-15	Canyon Clay No Antique S-CACL-NN-Y-SM-15	Carmel Black Antique S-CARM-AA-Y-SM-15	 Carmel No Antique S-CARM-NN-Y-SM-15 SR: .45 TE: .91	Cedar Tan Black Antique S-CDTN-AA-Y-SM-15
				
Cedar Tan Putty & Terra Cotta Antique S-CDTN-AQ-Y-SM-15	Coconut Double White Antique S-CCNT-BU-Y-SM-15	Copper Black Antique S-COPR-AA-Y-SM-15	 Delcrest Tan Double White Antique S-DCTA-BU-Y-SM-15 SR: .26 TE: .91	Desert Tan Black Antique S-DSTN-AA-Y-SM-15
				
 Desert Tan White Antique S-DSTN-AT-Y-SM-15 SR: .24 TE: .91	 Frosty Gray Slurry S-3011-38-Y-SM-15 SR: .35 TE: .90	 Light Brown Double White Antique S-LTBR-BU-Y-SM-15 SR: .25 TE: .91	 Malibu Sand Slurry S-3003-61-Y-SM-15 SR: .32 TE: .92	 Moss Double White Antique S-MOSS-BU-Y-SM-15 SR: .23 TE: .93
				
Natural Gray Black Antique S-NTGR-AA-Y-SM-15	Spanish Clay Black Antique S-SPCL-AA-Y-SM-15	 Spanish Clay White Antique S-SPCL-AT-Y-SM-15 SR: .21 TE: .92	Tan Black Antique S-TANN-AA-Y-SM-15	Tequila Sunset Slurry S-1002-63-Y-SM-15

CATEGORY 2

		
Spanish Red No Antique S-SPRD-NN-Y-SM-15	Terra Cotta Black Antique S-TERA-AA-Y-SM-15	Terra Cotta No Antique S-TERA-NN-Y-SM-15

CATEGORY 3

		
 Nevada Clay No Antique S-NVCL-NN-Y-SM-15 SR: .52 TE: .91	Salmon Light Yellow Antique S-SALM-DM-Y-SM-15	  Ultra White White on White Slurry S-4001-00-Y-SM-15 SR: .82 TE: .91